








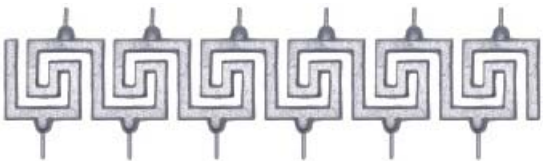






YWB Decorative Iron Supplier Inc.

CAST IRON FINIALS & DESIGNS

<p>YH-16 Cast Iron</p> <p>FITS OVER 1"</p>  <p>Approx: H: 7-1/2" W: 4-1/2" Base: 1-1/2"</p> <p>2.10 lbs</p>	<p>YH-17 Cast Iron</p> <p>SOLID BASE 1-3/4"</p>  <p>Approx: H: 4-1/4" W: 2-1/8" Base: 1-3/4"</p> <p>1.40 lbs</p>	<p>YH-18 Cast Iron</p> <p>SOLID BASE 2-1/2"</p>  <p>Approx: H: 7-1/2" W: 3-1/4" Base: 2-1/2"</p> <p>6.80 lbs</p>	
<p>WBP544 Cast Iron</p>  <p>3.60 lbs</p> <p>(Double Faced)</p> <p>Approx: H: 11-3/4" W: 4-1/4" Thickness: 1"</p>	<p>WBP545 Cast Iron</p>  <p>3.00 lbs</p> <p>(Double Faced)</p> <p>Approx: H: 10-1/2" W: 4-3/8" Thickness: 1"</p>	<p>WBP510L Cast Iron</p>  <p>Approx: H: 3-1/4" W: 11-3/4" Thickness: 5/8"</p> <p>(Single Faced) 1.87 lbs</p>	
<p>WBP507A Cast Iron</p>  <p>(Single Faced) 2.68 lbs</p> <p>Approx: H: 4" W: 19-1/4" Thickness: 5/8"</p>		<p>WBP510R Cast Iron</p>  <p>(Single Faced) 1.87 lbs</p> <p>Approx: H: 3-1/4" W: 11-3/4" Thickness: 5/8"</p>	
<p>WBP566 Cast Iron</p>  <p>(Double Faced) 5.80 lbs</p> <p>Approx: H: 5-7/8" W: 23" Thickness: 3/4"</p>		<p>WBP520 Cast Iron</p>  <p>4.9 lbs</p> <p>Approx: H: 3" W: 19-1/2" Thickness: 1/2"</p>	
<p>WBP566 Cast Iron</p>  <p>(Double Faced) 5.80 lbs</p> <p>Approx: H: 5-7/8" W: 23" Thickness: 3/4"</p>		<p>WBP525 Cast Iron</p>  <p>(Double Faced) 6.60 lbs</p> <p>Approx: H: 4" W: 31-1/2" Thickness: 5/8"</p>	
<p>WBP566 Cast Iron</p>  <p>(Double Faced) 5.80 lbs</p> <p>Approx: H: 5-7/8" W: 23" Thickness: 3/4"</p>		<p>WBP526 Cast Iron</p>  <p>(Double Faced) 5.10 lbs</p> <p>Approx: H: 4" W: 25-1/4" Thickness: 5/8"</p>	