




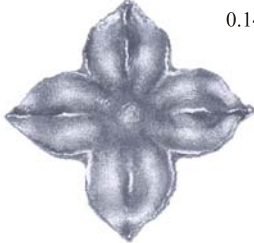

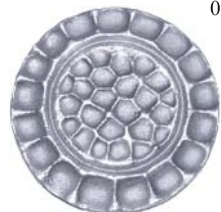










# YWB Decorative Iron Supplier Inc.

## STAMPED & CAST STEEL ROSETTES

<p><b>ROSE-01</b> <b>Stamped Steel</b></p>  <p>0.09 lbs</p> <p>Approx: H: 2" Thickness: 1/32" W: 2"</p>	<p><b>ROSE-02</b> <b>Stamped Steel</b></p>  <p>0.20 lbs</p> <p>Approx: H: 3" Thickness: 1/32" W: 3"</p>	<p><b>WBF275</b> <b>Stamped Steel</b></p>  <p>0.16 lbs</p> <p>Approx: Thickness: 3/32" Dia: 2-3/4" Hole: 3/8"</p>	<p><b>WBF375</b> <b>Stamped Steel</b></p>  <p>0.30 lbs</p> <p>Approx: Dia: 4" Thickness: 3/32"</p>
<p><b>WBF4131</b> <b>Cast Steel</b></p>  <p>0.26 lbs</p> <p>(Single Faced)</p> <p>Approx: Dia: 3" Thickness: 1/8"</p>	<p><b>WBF4144</b> <b>Cast Steel</b></p>  <p>0.14 lbs</p> <p>(Single Faced)</p> <p>Approx: Dia: 2-3/4" Thickness: 1/8"</p>	<p><b>WBF4147</b> <b>Cast Steel</b></p>  <p>0.30 lbs</p> <p>(Single Faced)</p> <p>Approx: Dia: 3" Thickness: 1/8"</p>	<p><b>WBF4148</b> <b>Stamped Steel</b></p>  <p>0.90 lbs</p> <p>(Single Faced)</p> <p>Approx: Dia: 4" Thickness: 1/4"</p>
<p><b>WBF4149</b> <b>Cast Steel</b></p>  <p>0.24 lbs</p> <p>(Single Faced)</p> <p>Approx: Dia: 2-3/4" Thickness: 1/4"</p>	<p><b>WBF2120</b> <b>Stamped Steel</b></p>  <p>0.38 lbs</p> <p>(Single Faced) <b>Four Tier Rosette</b></p> <p>Approx: Dia: 4-5/8" Thickness: 1/16"</p>	<p><b>YLF056</b> <b>Cast Steel</b></p>  <p>0.14 lbs</p> <p>Approx: Thickness: 1/8" Dia: 2-1/2" Hole: 3/8"</p>	<p><b>YLF057</b> <b>Cast Steel</b></p>  <p>0.32 lbs</p> <p>Approx: Thickness: 1/8" Dia: 3-1/2" Hole: 5/8"</p>
<p><b>YLF058</b> <b>Cast Steel</b></p>  <p>0.25 lbs</p> <p>(Single Faced)</p> <p>Approx: Dia: 3-1/4" Thickness: 1/8"</p>	<p><b>YLF059</b> <b>Cast Steel</b></p>  <p>0.67 lbs</p> <p>(Single Faced)</p> <p>Approx: Dia: 4-1/2" Thickness: 1/8"</p>	<p><b>YLF078</b> <b>Cast Steel</b></p>  <p>0.17 lbs</p> <p>Approx: H: 1-3/4" Thickness: 1/8" W: 1-3/4"</p>	<p><b>YLF079</b> <b>Cast Steel</b></p>  <p>0.28 lbs</p> <p>Approx: Thickness: 1/8" Dia: 3-1/2" Hole: 3/8"</p>